









Friday Mincha	שבת Shacharit	שבת Mincha	שבת Ends	Sunday Shacharit	Next Friday Mincha
 4.55PM	 9.15AM	 5.03PM	 6.03PM	 8.20AM in OYH	 5.10PM

New Chair and Vice-Chair Appointed

We are delighted to announce that by unanimous vote of the Shul Council, **Simon Bentley** and **Joy Kay** have been appointed Chair and Vice Chair of Magen Avot respectively. We would like to wish them Mazal Tov and much hatzlachah and thank them for stepping up!

Mazal Tov!



Mazal Tov to Maayan Maurer who along with Milly Freedman, Amalia Conway and Jesse Freedman won the Primary School Pajes Pitch competition on Tuesday night. Their entry to develop a science garden area for the Menorah Foundation School was selected by a Dragons Den style panel at Finchley Synagogue. The event was presented by Natasha Kaplinsky in front of hundreds of participants and streamed on facebook live. The winning prize was £5000 towards the project which will allow work to begin immediately.

Fruit Carving Event

Unfortunately due to the adverse weather conditions last week's fruit carving event had to be postponed. Nasima was unable to arrive due to travel warnings in her area due to the storm. Refunds have been processed to those who signed up. We apologise again for any inconvenience and look forward to seeing you at the next event.

Hilchot Kashrut Shiur

Rabbi Kenigsberg continues a series of shiurim on **Hilchot Kashrut** this **Wednesday night**. The shiur is at **8.45pm** at Alei Tzion. Men and women are welcome. This week's topic is "Blood spots and kosher eggs".

Women's Kabbalat Shabbat

The next Women's Kabbalat Shabbat will take place next Friday night **21 February** (Parashat Mishpatim) from **5.25pm** at Alei Tzion in their middle classroom.

Stone Setting

The stone setting for Tony (טוביה בן ר' אלי לייב) Goldsobel will take place on **Sunday 23 February** at **10.30am** at the Adath Yisroel Cemetery, Silver Street, Cheshunt, EN7 5JE. We wish Menachem Goldsobel and Gita Weinstein and their families a Chayim Aruchim.

Fire Evacuation Procedure

Please ensure awareness of the fire evacuation plan (attached to the back of this newsletter and on the stairwell wall of the Shul) as we will be running an evacuation drill very soon!

Additional Information

Lighting	Earliest time for lighting is 4.11pm Shabbat starts at 4.58pm
Shema	Sof Zman Kriat Shema at 9.45am
Chabura	Elkan Adler at 9.00am
Leining	Dan Artman
Children	Magen Minis and Maxis at 10.45am Magen Munchies this week is sponsored by Rabbi and Sarah Kenigsberg to celebrate the second birthday of their daughter Tsofia. Mazal Tov!
Y@MA	Y@MA is unsponsored this week
Speaker	Rabbi Kenigsberg (Shabbat Morning)
Kiddush	The Kiddush this week is kindly sponsored by Esther and Simon Bentley on the occasion of Esther's birthday (belated) and to mark Simon becoming Chairman and Joy Kay becoming Deputy Chair of Magen Avot. The Whiskies of the Week will be... - Glenfiddich 21 Scotch Whisky - Bunnahabhain 18 Islay Single Malt - Ledaig 18 Single Malt Scotch Whisky - Glenmorangie 18 Years Old Whisky - Two bottles of Gin and tonics
Shiur	Rabbi Kenigsberg (after Mincha)

Chessed/Meal Rota

We are delighted to announce Magen Avot's expanded **Chessed committee**, which will support new parents and members who are unwell. We can also provide meal rotas for any who may require it including those sitting shiva. Anyone who is interested in offering their help to the committee, or who requires its services please email Sarah Kenigsberg at: rebbetzen@magenavot.com or contact Shoina Kass on 07932 048 360.

Upcoming Shiurim - Save the Dates

Rabbi Kenigsberg will be giving a series of **shiurim in preparation for Purim and Pesach** to take place on the following Tuesday nights: 25 February, 3 March, 31 March. Full details and location to follow. There will also be a shiur on **organ donation** and the halachic implications of the new opt-out system. Look out for details soon.

Fire and Emergency Evacuation Plan for Magen Avot

INTRODUCTION:

Fire is a serious hazard that given suitable conditions can strike at any time and place. However basic fire precautions can be taken to minimise the risk of fire, the potential of personal injury and damage to property. The object of this document is to ensure that everyone is aware of the fire precaution arrangements at **Magen Avot** and to draw to your attention the basic methods of self-preservation in an emergency. The Health and Safety at Work Act imposes a duty on everybody at work or wherever people congregate: -

- To take reasonable care for the health and safety of themselves and other people who may be affected by their acts and omissions.
- To cooperate with your synagogue in ensuring that any action taken by the organisation to protect the Health and Safety of employees and non-employees is complied with.
- Not to intentionally or recklessly interfere or misuse anything, or ignore the procedures provided in the interest of Health and Safety.

If you discover a fire or one is reported to you:

1. Raise the alarm by shouting "Fire" then operate the nearest fire alarm call point. These are located in or adjacent to exit doors, stairways, and final exits to the open air.
2. Evacuate the immediate area by the nearest available fire exit and if safe close all doors and windows behind you.
3. Leave the building by the nearest exit and go immediately to the designated assembly point.
4. Await further instructions.
5. Do not re-enter the building until advised that it is safe.

The fire brigade is often automatically called when the fire alarm is activated. However, to be sure the senior person present will call the emergency services as soon as it is safe to do so.

To call the fire brigade:

- Dial 999 and ask for the fire brigade.
- When a controller answers state "**Fire at Nancy Reuben Primary School, 48 Finchley Lane, London NW4 1DJ**".
- Do not replace the receiver until the address has been confirmed.

If you hear the Fire Alarm operating:

1. Ensure that everyone in your area leaves the premises using the nearest available fire exit.
2. Ensure vulnerable people or those with disabilities or mobility difficulties are accompanied and assisted from the premises so that they do not hold-back others. It would be best to accompany those with difficulties to leave last. In some cases, a safe refuge may have been designated to wait for rescue.
3. Calmly make your exit from the building and proceed to the assembly point where a roll call or head count may be carried out.
4. If you have been instructed in the use of firefighting equipment and you feel it is safe and within your capabilities to attempt to extinguish the fire use the nearest suitable fire extinguisher. There is no expectation for untrained individuals to attempt to tackle a fire. Firefighting is to be left to trained fire fighters -

Your personal safety is paramount.

5. Follow all instructions given by stewards or fire marshals.
6. Carry out the procedure below.

At the assembly point:

1. Wait together at the designated assembly point. Do not wander off.
2. Have a look around to see if you think anyone is missing.
3. Report anyone missing to a steward or fire marshal.
4. Await further instructions from your marshals or stewards, the fire officer or senior person present before re-entering the building.

General safety instructions:

- Obey any instructions or directions given by a steward or fire marshal, a fire officer or member of the emergency services.
- Do not stop to collect personal belongings.
- Proceed directly to the designated assembly point.
- Be aware of the dangers from vehicular movements when crossing a roadway or public thoroughfare.
- Do not obstruct any public thoroughfare or stand in the roadway.
- Stay together at the assembly point do not wonder off.
- Do not re-enter the building until instructed to do so.

Means of escape routes:

The designated means of escape from the main Synagogue / Hall are:

- Exit through the double doors at the front of the synagogue adjacent to the Aron Kodesh/ark. Exit the building through the double doors onto the flat roof. Walk around the succah and enter the single door leading to the downward staircase in the Od Yosef Chai building. Walk down the stairs to the ground floor and exit to the front of the building via the double doors.
- **Only if above route is blocked**, exit via the main entrance to the front door of the school. This route is not signposted as a fire exit.

The designated means of escape from the library or staff room (Y@MA) are:-

- As above with the addition of first exiting the library or staff room and taking the stairs up to the Synagogue / Hall.

The designated means of escape from the ground floor classrooms:-

- Turn left out of the classrooms. Exit through the main front door of the school.
- **Only if above route is blocked**, turn right out of the classrooms. Walk through the double door at the end of the corridor. Take the fire exit stairs down, walk through the lift and take the stairs up to exit at the front of the Od Yosef Chai building.

Our Assembly point is:

The Assembly Point is: **The front of Nancy Reuben Primary school (children)**

The Assembly Point is: **The front of Od Yosef Chai (adults)**

If necessary, we may be instructed to move to a place of further safety.