










Friday Mincha	שבת Shacharit	שבת Mincha	שבת Ends	Horim V'Yeladim	Sunday Shacharit	Next Friday Mincha
 4.45PM	 9.15AM	 4.51PM	 5.51PM	 6.35PM	 8.20AM in OYH	 4.55PM

Mazal Tov!

Mazal Tov to Joy Kay who is being honoured as Eshet Chayil at our Neshot Chayil Shabbat. A presentation will be made to Joy after Mussaf by Rabbi Kenigsberg.

Gila Sacks - Profile



Gila Sacks works in the civil service as Director of Digital and Tech Policy at DCMS, responsible for policies to support digital growth, regulation and ethics. She has learnt and taught across the community.

Hilchot Kashrut Shiur

Rabbi Kenigsberg continues a series of shiurim on **Hilchot Kashrut** this **Wednesday night**. This is an opportunity to join a weekly shiur covering an extremely practical topic. The shiur is at **8.45pm** at Alei Tzion. Men and women are welcome. This week's topic is "Fish, meat and the Glatt/Chalak controversy".

Please note: Rabbi Kenigsberg will be giving a series of shiurim ahead of Purim and Pesach. Full details to follow soon.

Fruit Carving Event

There will be an additional event on **Sunday 9 February** - a fruit-carving workshop in honour of Tu b'Shvat. It will take place from **6.00pm to 8.00pm** at the home of Family Langerman, 4 Downage. The event is limited to 20 places and must be booked in advance. The cost is £15 per person. To book and pay visit: <http://www.theus.org.uk/MAFruitCarving>.



Venue: 4 Downage, Hendon (Family Langerman) **£15**



Enjoy a fun & interactive Thai fruit and vegetable carving experience with Chef Nasima. Let your artistic inhibition come alive in this 2 hour session where you will learn to create art pieces with simple fruits and vegetables. Examples of items to be carved: leaf carving, a range of different floral carving and swan carving using a variety of fruits and vegetables. Create a little fruit display to take with you! Click on the link below to register

Men & Women Welcome

www.theus.org.uk/MAFruitCarving

Additional Information

Lighting	Earliest time for lighting is 4.01pm Shabbat starts at 4.45pm
Shema	Sof Zman Kriat Shema at 9.51am
Chabura	Raffi Maurer at 9.00am
Leining	Shimon Levy
Children	Magen Minis and Maxis at 10.45am Magen Munchies and Y@MA this week are sponsored by Melvin Kay on the occasion of Joy being honoured as Eshet Chayil.
Speaker	Gila Sacks (Shabbat Morning) Rabbi Kenigsberg (Presentation)
Kiddush	The Kiddush this week is kindly sponsored by Melvin Kay on the occasion of Joy being honoured as Eshet Chayil. The Whiskies of the Week will be two quality single malts.
Shiur	Rabbi Kenigsberg (after Mincha)
Horim V'Yeladim	Horim V'Yeladim meets this week at 6.35pm Last week's session was sponsored by Family Jacobs. Please note this is the final week for this season of HvY. We would like to thank Patti and Elkan Adler for managing, to Alex Jacobs for deputising and to everyone who sponsored and attended.

Thanks

Thanks to Rav Mordechai Friedman who gave the shiur last week after Mincha.

Last Motzei Shabbat we hosted a talk in Shul on: "Why are we?" This was part of our "Mental Health Shabbat" programme and featured three speakers Dr Fiona Taylor (Consultant Adult Psychiatrist in Camden and Islington), Hillel Mirvis (Child and Adolescent Psychotherapist based at Barnet CAMHS) and Dr Richard Taylor (GP for over 20 years). We would like to thank the speakers who were excellent and those who attended. We look forward to having many more of these types of events in the future.

Fire Evacuation Procedure

Please ensure awareness of the fire evacuation plan (attached and on the stairwell wall of the Shul) as we will be running an evacuation drill in the near future.

Stone Setting

The stone setting for Tony (טובייה בן ר' אלי לייב) Goldsobel will take place **Sunday 23 February** at **10.30am** at the Adath Yisroel Cemetery, Silver Street, Cheshunt, EN7 5JE. We wish Menachem Goldsobel and Gita Weinstein and their families a Chayim Aruchim.

Fire and Emergency Evacuation Plan for Magen Avot

INTRODUCTION:

Fire is a serious hazard that given suitable conditions can strike at any time and place. However basic fire precautions can be taken to minimise the risk of fire, the potential of personal injury and damage to property. The object of this document is to ensure that everyone is aware of the fire precaution arrangements at **Magen Avot** and to draw to your attention the basic methods of self-preservation in an emergency. The Health and Safety at Work Act imposes a duty on everybody at work or wherever people congregate: -

- To take reasonable care for the health and safety of themselves and other people who may be affected by their acts and omissions.
- To cooperate with your synagogue in ensuring that any action taken by the organisation to protect the Health and Safety of employees and non-employees is complied with.
- Not to intentionally or recklessly interfere or misuse anything, or ignore the procedures provided in the interest of Health and Safety.

If you discover a fire or one is reported to you:

1. Raise the alarm by shouting "Fire" then operate the nearest fire alarm call point. These are located in or adjacent to exit doors, stairways, and final exits to the open air.
2. Evacuate the immediate area by the nearest available fire exit and if safe close all doors and windows behind you.
3. Leave the building by the nearest exit and go immediately to the designated assembly point.
4. Await further instructions.
5. Do not re-enter the building until advised that it is safe.

The fire brigade is often automatically called when the fire alarm is activated. However, to be sure the senior person present will call the emergency services as soon as it is safe to do so.

To call the fire brigade:

- Dial 999 and ask for the fire brigade.
- When a controller answers state "**Fire at Nancy Reuben Primary School, 48 Finchley Lane, London NW4 1DJ**".
- Do not replace the receiver until the address has been confirmed.

If you hear the Fire Alarm operating:

1. Ensure that everyone in your area leaves the premises using the nearest available fire exit.
2. Ensure vulnerable people or those with disabilities or mobility difficulties are accompanied and assisted from the premises so that they do not hold-back others. It would be best to accompany those with difficulties to leave last. In some cases, a safe refuge may have been designated to wait for rescue.
3. Calmly make your exit from the building and proceed to the assembly point where a roll call or head count may be carried out.
4. If you have been instructed in the use of firefighting equipment and you feel it is safe and within your capabilities to attempt to extinguish the fire use the nearest suitable fire extinguisher. There is no expectation for untrained individuals to attempt to tackle a fire. Firefighting is to be left to trained fire fighters -

Your personal safety is paramount.

5. Follow all instructions given by stewards or fire marshals.
6. Carry out the procedure below.

At the assembly point:

1. Wait together at the designated assembly point. Do not wander off.
2. Have a look around to see if you think anyone is missing.
3. Report anyone missing to a steward or fire marshal.
4. Await further instructions from your marshals or stewards, the fire officer or senior person present before re-entering the building.

General safety instructions:

- Obey any instructions or directions given by a steward or fire marshal, a fire officer or member of the emergency services.
- Do not stop to collect personal belongings.
- Proceed directly to the designated assembly point.
- Be aware of the dangers from vehicular movements when crossing a roadway or public thoroughfare.
- Do not obstruct any public thoroughfare or stand in the roadway.
- Stay together at the assembly point do not wonder off.
- Do not re-enter the building until instructed to do so.

Means of escape routes:

The designated means of escape from the main Synagogue / Hall are:

- Exit through the double doors at the front of the synagogue adjacent to the Aron Kodesh/ark. Exit the building through the double doors onto the flat roof. Walk around the succah and enter the single door leading to the downward staircase in the Od Yosef Chai building. Walk down the stairs to the ground floor and exit to the front of the building via the double doors.
- **Only if above route is blocked**, exit via the main entrance to the front door of the school. This route is not signposted as a fire exit.

The designated means of escape from the library or staff room (Y@MA) are:-

- As above with the addition of first exiting the library or staff room and taking the stairs up to the Synagogue / Hall.

The designated means of escape from the ground floor classrooms:-

- Turn left out of the classrooms. Exit through the main front door of the school.
- **Only if above route is blocked**, turn right out of the classrooms. Walk through the double door at the end of the corridor. Take the fire exit stairs down, walk through the lift and take the stairs up to exit at the front of the Od Yosef Chai building.

Our Assembly point is:

The Assembly Point is: **The front of Nancy Reuben Primary school (children)**

The Assembly Point is: **The front of Od Yosef Chai (adults)**

If necessary, we may be instructed to move to a place of further safety.